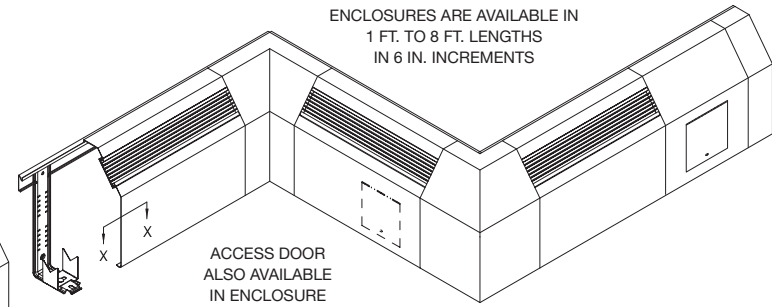
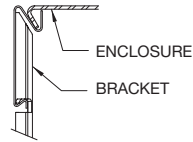


ENCLOSURES ARE AVAILABLE IN  
1 FT. TO 8 FT. LENGTHS  
IN 6 IN. INCREMENTS

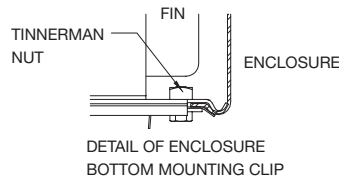


ACCESS DOOR  
ALSO AVAILABLE  
IN ENCLOSURE

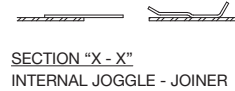
## ACCESSORIES



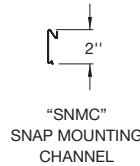
SNAP MOUNTING  
CHANNEL DETAIL



DETAIL OF ENCLOSURE  
BOTTOM MOUNTING CLIP



SECTION "X - X"  
INTERNAL JOGGLE - JOINER



"SNMC"  
SNAP MOUNTING  
CHANNEL



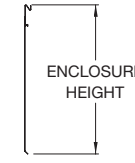
"SNEXP"  
SNAP ENCLOSURE  
EXPANSION BRACKET



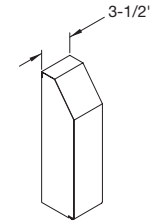
"SLSRB"  
SLIP - IN SECOND  
ROW BRACKET



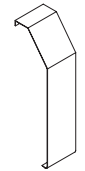
"SLPH"  
SLIP - IN PIPE  
HANGER



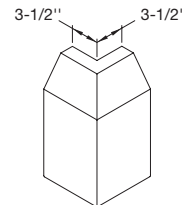
"SNFBP"  
SNAP FULL  
BACK PANEL



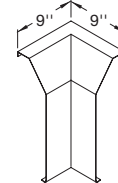
"EC"  
END CAP  
(LEFT HAND SHOWN)



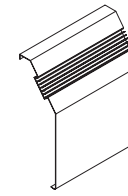
"WT"  
WALL TRIM STRIP  
3-1/2", 5", 7-1/2"



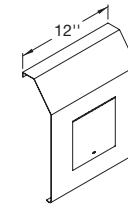
"OC"  
OUTSIDE CORNER



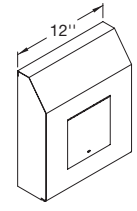
"IC"  
INSIDE CORNER



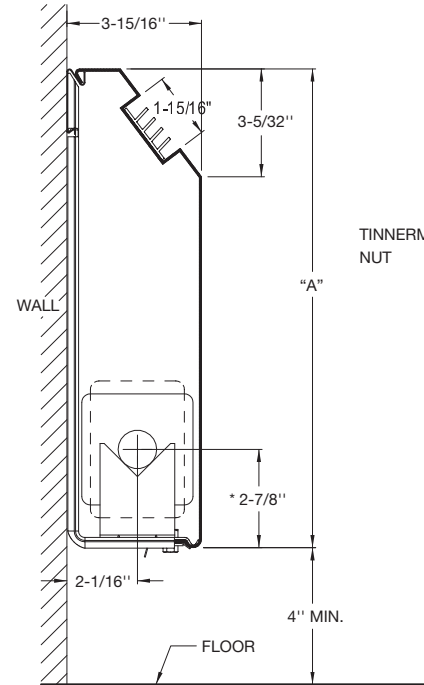
"AS"  
REMOVABLE  
ENCLOSURE SECTION  
BUTT TYPE STYLE ONLY  
NO JOGGLES OR JOINERS



"AP"  
ACCESS PANEL  
WITH ACCESS DOOR,  
(SECURITY LOCK OPT.)



"AC"  
END CAP  
WITH ACCESS DOOR,  
LEFT SIDE SHOWN  
(SECURITY LOCK OPT.)



\* CENTERLINES BASED ON 1" COPPER TUBE



"WS"  
WALL TRIM SUPPORT

MODEL	PIPE SIZE		FIN SIZE	A
	STEEL	COPPER		
SIBG3	N/A	3/4", 1", 1-1/4"	2-3/4" x 4"	8
	1", 1-1/4"	3/4", 1", 1-1/4"	3-1/4" x 3-1/4"	11
				14

NOTE:  
1) ALL ACCESSORIES OVERLAP  
(EXCEPT AS NOTED)  
2) BUTT TYPE (INTERLOCKING) STYLE OPTIONAL  
(EXCEPT AS NOTED)



CONTRACTOR \_\_\_\_\_ ELEMENT \_\_\_\_\_

ARCHITECT \_\_\_\_\_ RATING \_\_\_\_\_ BTU \_\_\_\_\_ A.W.T. \_\_\_\_\_ E.A.T. \_\_\_\_\_

ENGINEER \_\_\_\_\_ BACKPLATE \_\_\_\_\_ FULL \_\_\_\_\_ PARTIAL \_\_\_\_\_

REPRESENTATIVE \_\_\_\_\_ ENCL. GAUGE \_\_\_\_\_ MATERIAL \_\_\_\_\_

LOCATION \_\_\_\_\_ COLOR \_\_\_\_\_ DAMPER \_\_\_\_\_

ZEHNDER RITTLING  
100 RITTLING BLVD. • BUFFALO, NY USA 14220

JOB:

ENCLOSURE MODEL: **SIBG3**

DATE: **January 2011**

DWG.NO.: **SIBG3**