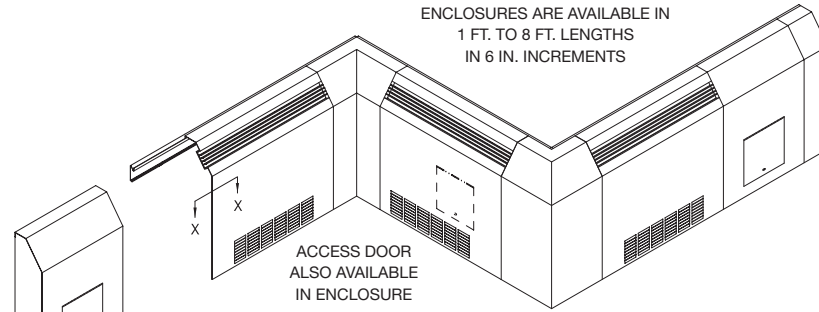
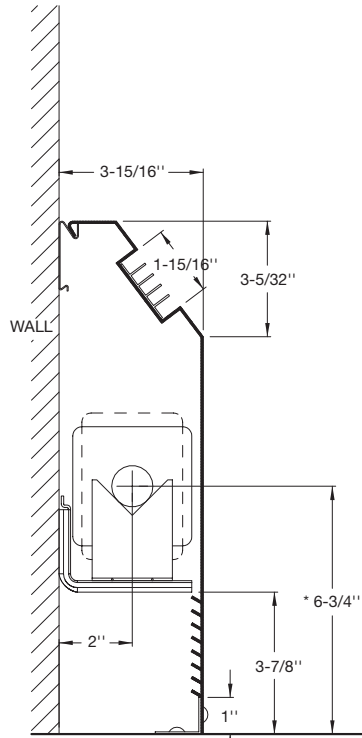


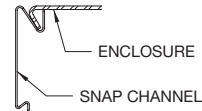
ENCLOSURES ARE AVAILABLE IN
1 FT. TO 8 FT. LENGTHS
IN 6 IN. INCREMENTS



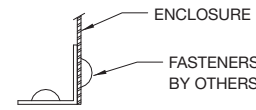
ACCESSORIES



* CENTERLINES BASED ON 1" COPPER TUBE



SNAP MOUNTING CHANNEL DETAIL



FLOOR MOUNTING ANGLE DETAIL



SECTION "X - X" INTERNAL JOGGLE - JOINER



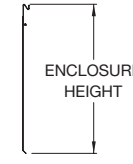
"SNMC" SNAP MOUNTING CHANNEL



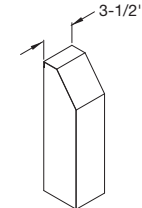
"SLSRB" SLIP - IN SECOND ROW BRACKET



"WPH" WALL PIPE HANGER



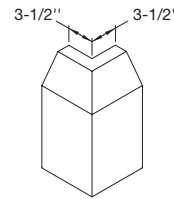
"SNFBP" SNAP FULL BACK PANEL



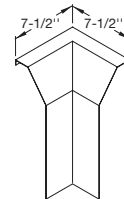
"EC" END CAP (LEFT HAND SHOWN)



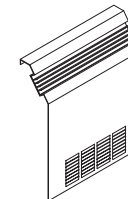
"WT" WALL TRIM STRIP 3-1/2", 5", 7-1/2"



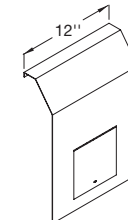
"OC" OUTSIDE CORNER



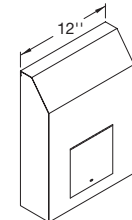
"IC" INSIDE CORNER



"AS" REMOVABLE ENCLOSURE SECTION BUTT TYPE STYLE ONLY NO JOGGLES OR JOINERS



"AP" ACCESS PANEL WITH ACCESS DOOR, (SECURITY LOCK OPT.)



"AC" END CAP WITH ACCESS DOOR, LEFT SIDE SHOWN (SECURITY LOCK OPT.)



"WS" WALL TRIM SUPPORT

NOTE:

- 1) ALL ACCESSORIES OVERLAP (EXCEPT AS NOTED)
- 2) BUTT TYPE (INTERLOCKING) STYLE OPTIONAL (EXCEPT AS NOTED)
- 3) CONSULT FACTORY ON DAMPER AVAILABILITY



MODEL	PIPE SIZE		FIN SIZE	A
	STEEL	COPPER		
SBGVL3	N/A	3/4", 1", 1-1/4"	2-3/4" x 4"	14
	1", 1-1/4"	3/4", 1", 1-1/4"	3-1/4" x 3-1/4"	

CONTRACTOR _____ ELEMENT _____

ARCHITECT _____ RATING _____ BTU _____ A.W.T. _____ E.A.T. _____

ENGINEER _____ BACKPLATE _____ FULL _____ PARTIAL _____

REPRESENTATIVE _____ ENCL. GAUGE _____ MATERIAL _____

LOCATION _____ COLOR _____ DAMPER _____

ZEHNDER RITTLING
100 RITTLING BLVD. • BUFFALO, NY USA 14220

JOB:

ENCLOSURE MODEL: **SBGVL3**

DATE: **January 2011**

DWG.NO.: **SBGVL3**