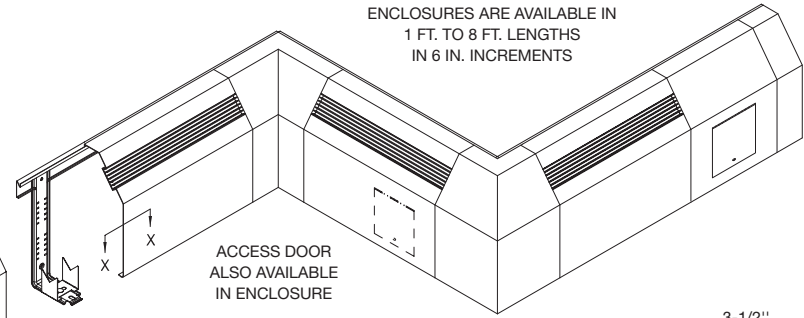
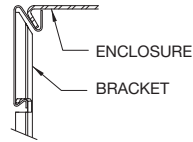


ENCLOSURES ARE AVAILABLE IN
1 FT. TO 8 FT. LENGTHS
IN 6 IN. INCREMENTS

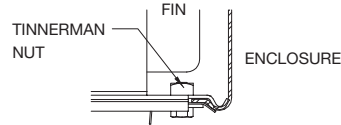


ACCESS DOOR
ALSO AVAILABLE
IN ENCLOSURE

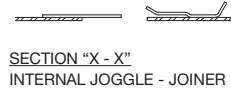
ACCESSORIES



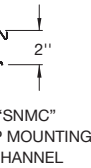
SNAP MOUNTING
CHANNEL DETAIL



DETAIL OF ENCLOSURE
BOTTOM MOUNTING CLIP



SECTION "X - X"
INTERNAL JOGGLE - JOINER



"SNMC"
SNAP MOUNTING
CHANNEL



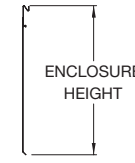
"SNEXP"
SNAP ENCLOSURE
EXPANSION BRACKET



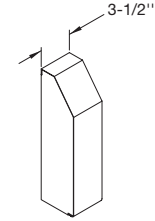
"SLSRB"
SLIP - IN SECOND
ROW BRACKET



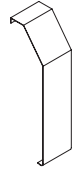
"SLPH"
SLIP - IN PIPE
HANGER



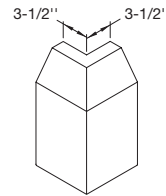
"SNFBP"
SNAP FULL
BACK PANEL



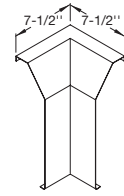
"EC"
END CAP
(LEFT HAND SHOWN)



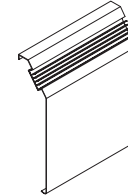
"WT"
WALL TRIM STRIP
3-1/2", 5", 7-1/2"



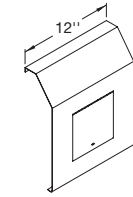
"OC"
OUTSIDE CORNER



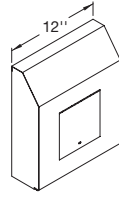
"IC"
INSIDE CORNER



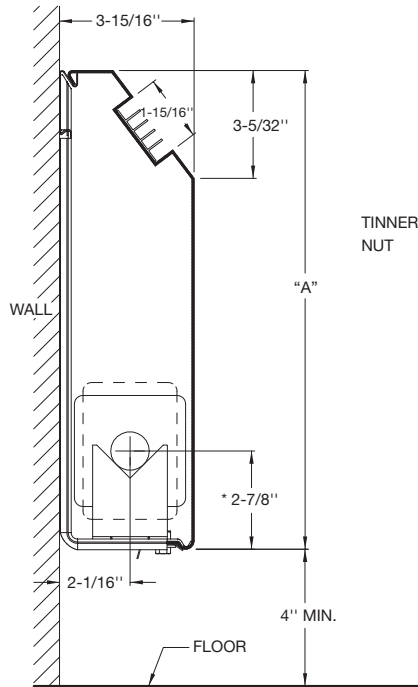
"AS"
REMOVABLE
ENCLOSURE SECTION
BUTT TYPE STYLE ONLY
NO JOGGLES OR JOINERS



"AP"
ACCESS PANEL
WITH ACCESS DOOR,
(SECURITY LOCK OPT.)



"AC"
END CAP
WITH ACCESS DOOR,
LEFT SIDE SHOWN
(SECURITY LOCK OPT.)



* CENTERLINES BASED ON 1" COPPER TUBE



"WS"
WALL TRIM SUPPORT

MODEL	PIPE SIZE		FIN SIZE	A
	STEEL	COPPER		
SBG3	N/A	3/4", 1", 1-1/4"	2-3/4" x 4"	8
	1", 1-1/4"	3/4", 1", 1-1/4"	3-1/4" x 3-1/4"	11
				14

NOTE:
1) ALL ACCESSORIES OVERLAP
(EXCEPT AS NOTED)
2) BUTT TYPE (INTERLOCKING) STYLE OPTIONAL
(EXCEPT AS NOTED)



CONTRACTOR _____ ELEMENT _____
 ARCHITECT _____ RATING _____ BTU _____ A.W.T. _____ E.A.T. _____
 ENGINEER _____ BACKPLATE _____ FULL _____ PARTIAL _____
 REPRESENTATIVE _____ ENCL. GAUGE _____ MATERIAL _____
 LOCATION _____ COLOR _____ DAMPER _____

ZEHNDER RITTLING
100 RITTLING BLVD. • BUFFALO, NY USA 14220

JOB:

ENCLOSURE MODEL: **SBG3**

DATE: **January 2011**

DWG.NO.: **SBG3**