

Ritling Cabinet Convector Submittal Data

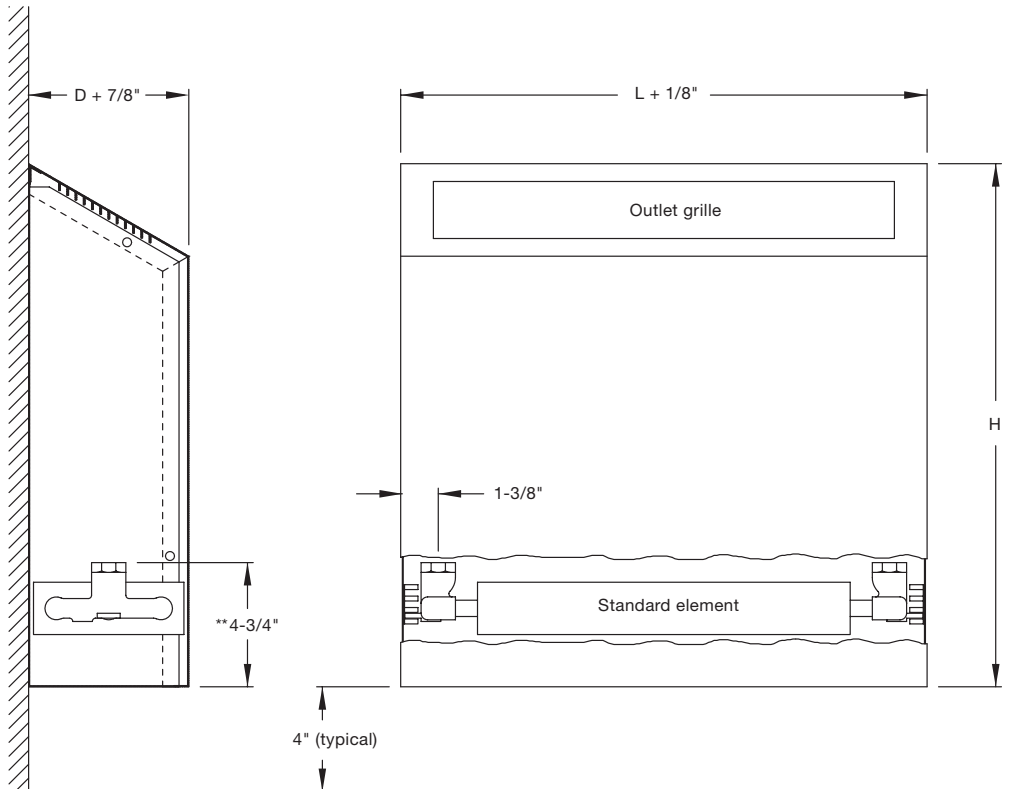
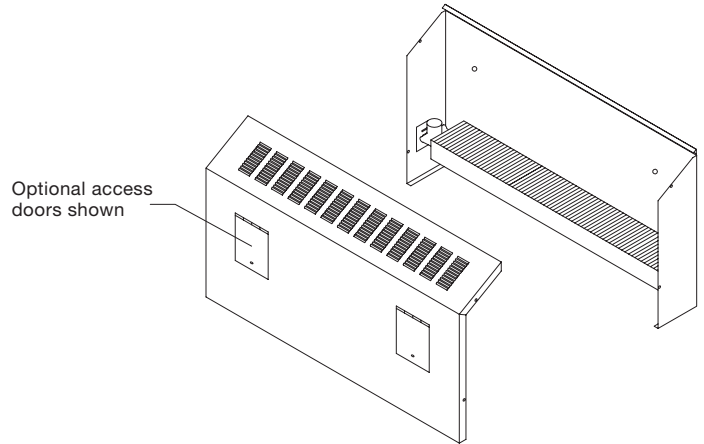
English, IP Units

Dimensions and data: Model SL

| Nominal lengths (L) | Nominal heights (H) | Nominal depths (D) |
|---------------------|---------------------|--------------------|
| 24" | 18" | 4" |
| 28" | 20" | 6" |
| 36" | 26" | 8" |
| 40" | 32" | |
| 48" | | |
| 52" | | |
| 60" | | |
| 64" | | |

Any combination of length, height and depth is available.

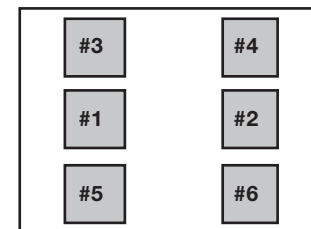
Wall hung slope top



SL Convector Access Door Location Availability

| Unit Height | Unit Lengths | ** | # of Doors Available | Available Locations | Door Size |
|--------------|--------------|----|----------------------|---------------------|-------------|
| Up to 20" | All lengths | | 2 | 1, 2 | 4" H x 5" W |
| 20" and over | All lengths | | 2 | 1, 2 | 5" H x 5" W |

Standard Convector Access Door Locations



Note:

■ *Contact factory on heights less than 20"

■ **The coil is adjustable 7/8" up in 7/16" increments.

■ For convectors less than 28" long, end pockets are not offered as standard. Consult factory for availability.

Revised February 2017. Zehnder Ritling periodically makes changes to the design and/or specifications of its products. As a result, the design and specifications of each product at the time of order may be different than as described herein. Please contact Zehnder Ritling's Sales Support staff at 844-934-6337 for specific information on current design and specifications. Designs, specifications and other information contained herein are not express warranties, which are only as expressly set forth by Zehnder Ritling in its terms and conditions of sale. The latest version of this document is available at www.zehnder-ritling.com.