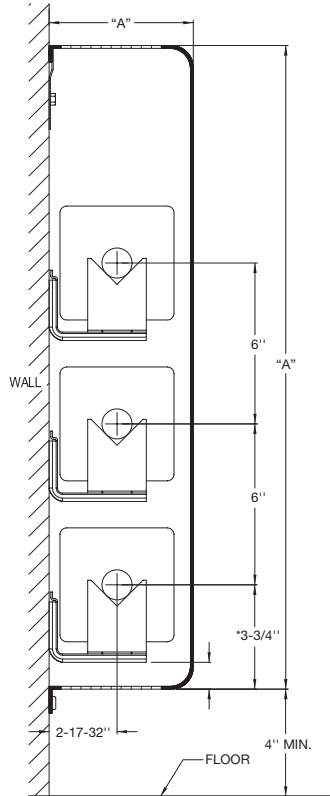
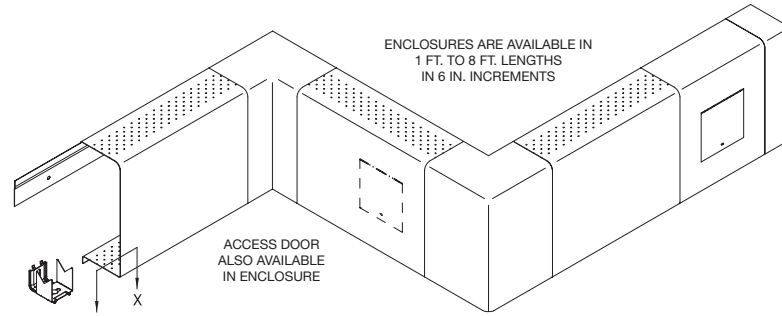
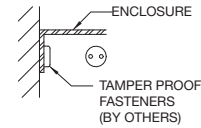
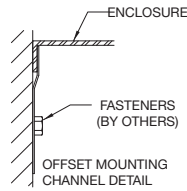


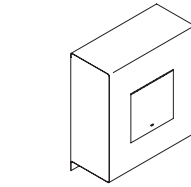
zehnder Rittling



* CENTERLINES ARE BASED ON 1" COPPER TUBE



ACCESSORIES



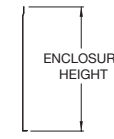
"OC" OFFSET CHANNEL



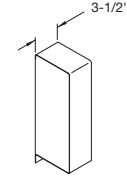
"SLSRB" SLIP - IN SECOND ROW BRACKET



"WPH" WALL PIPE HANGER



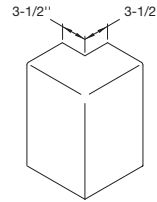
"FBPO" FULL HEIGHT BACK PLATE



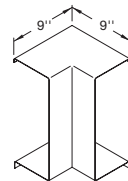
"EC" END CAP (LEFT HAND SHOWN)



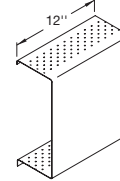
"WT" WALL TRIM STRIP 3-1/2", 5", 7-1/2"



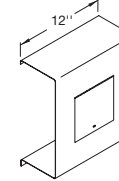
"OC" OUTSIDE CORNER



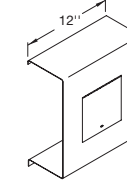
"IC" INSIDE CORNER



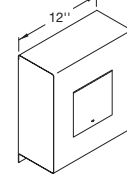
"AS" REMOVABLE ENCLOSURE SECTION INTERLOCKING STYLE ONLY NO JOGGLES OR JOINERS



"AP" ACCESS PANEL WITH ACCESS DOOR OVERLAPPING STYLE ONLY (w/ ALLEN KEY LOCK)



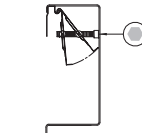
"AE" ENCLOSURE WITH ACCESS DOOR INTERLOCKING STYLE ONLY (w/ ALLEN KEY LOCK)



"AC" END CAP WITH ACCESS DOOR (w/ ALLEN KEY LOCK)



"WS" WALL TRIM SUPPORT



SECURITY DAMPER (CONSULT FACTORY ON 10" AND BELOW)

NOTE:
1) ALL ACCESSORIES OVERLAP (EXCEPT AS NOTED)
2) INTERLOCKING STYLE OPTIONAL (EXCEPT AS NOTED)



MODEL	PIPE SIZE		FIN SIZE	A	B
	STEEL	COPPER			
S-TP5	N/A	3/4", 1", 1-1/4"	2-3/4" x 4"	12	5-3/8"
	1", 1-1/4", 2"	3/4", 1", 1-1/4"	3-1/4" x 3-1/4"	18	
	1", 1-1/4", 2"	3/4", 1", 1-1/4"	4-1/4" x 4-1/4"	24	

CONTRACTOR _____ ELEMENT _____

ARCHITECT _____ RATING _____ BTU _____ A.W.T. _____ E.A.T. _____

ENGINEER _____ BACKPLATE _____ FULL _____ PARTIAL _____

REPRESENTATIVE _____ ENCL. GAUGE _____ MATERIAL _____

LOCATION _____ COLOR _____ DAMPER _____

ZEHNDER RITTLING
100 RITTLING BLVD. • BUFFALO, NY USA 14220

JOB:

ENCLOSURE MODEL: **S-TP5**

DATE: **January 2011**

DWG.NO.: **S-TP5**