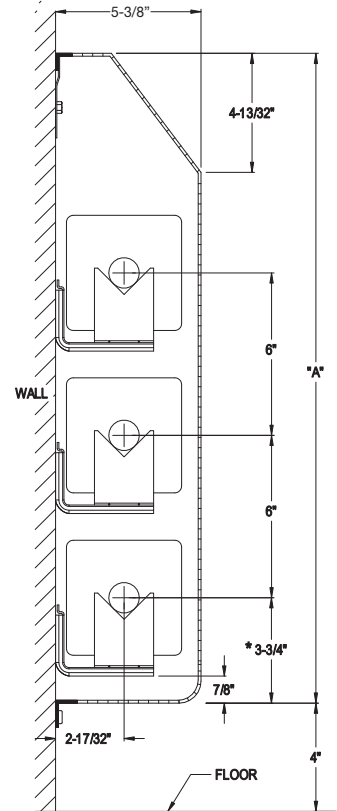
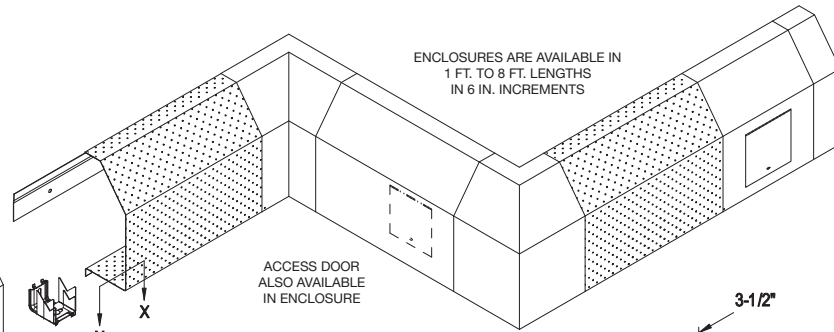
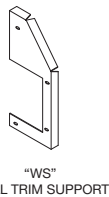
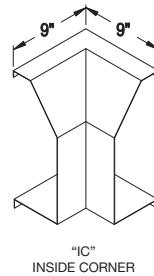
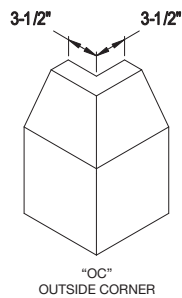
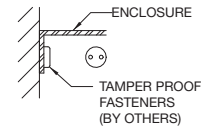
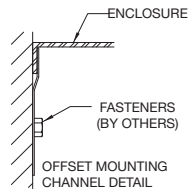


zehnder Rittling

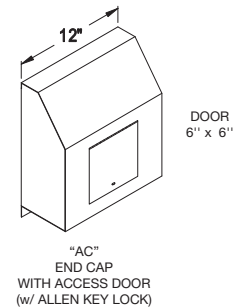
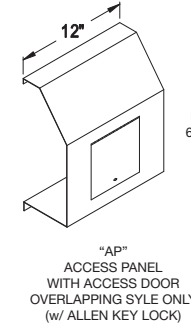
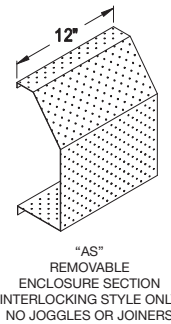
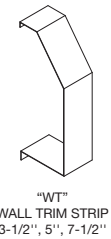
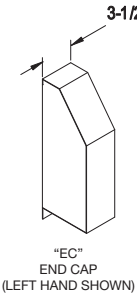
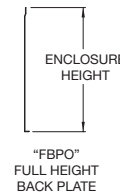
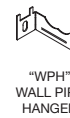
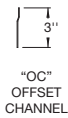


* CENTERLINES ARE BASED ON 1" COPPER TUBE

MODEL	PIPE SIZE		FIN SIZE	A
	STEEL	COPPER		
PS5	N/A	3/4", 1", 1-1/4"	2-3/4" x 4"	12
	1", 1-1/4", 2"	3/4", 1", 1-1/4"	3-1/4" x 3-1/4"	18
	1", 1-1/4", 2"	3/4", 1", 1-1/4"	4-1/4" x 4-1/4"	24



ACCESSORIES



NOTE:
1) ALL ACCESSORIES OVERLAP (EXCEPT AS NOTED)
2) INTERLOCKING STYLE OPTIONAL (EXCEPT AS NOTED)



CONTRACTOR _____ ELEMENT _____

ARCHITECT _____ RATING _____ BTU _____ A.W.T. _____ E.A.T. _____

ENGINEER _____ BACKPLATE _____ FULL _____ PARTIAL _____

REPRESENTATIVE _____ ENCL. GAUGE _____ MATERIAL _____

LOCATION _____ COLOR _____ DAMPER _____

ZEHNDER RITTLING
100 RITTLING BLVD. • BUFFALO, NY USA 14220

JOB:

ENCLOSURE MODEL: **PS5**

DATE: **November 2015**

DWG.NO.: **PS5**