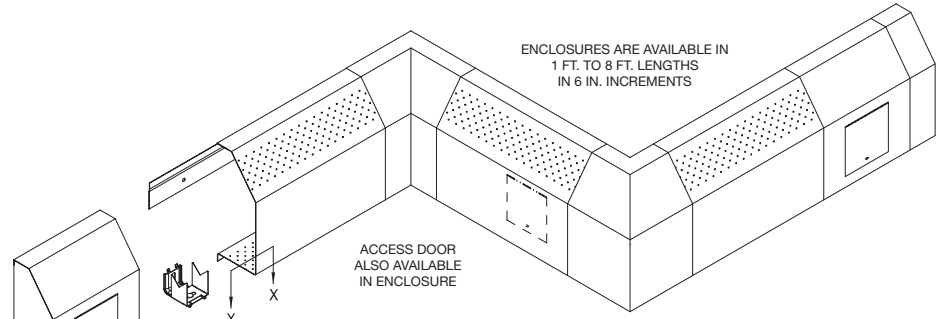
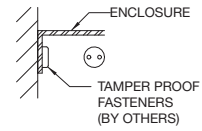
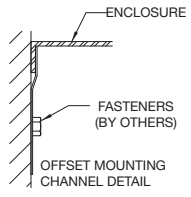
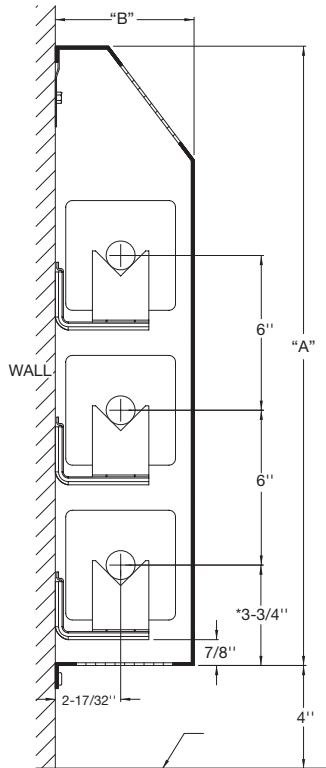
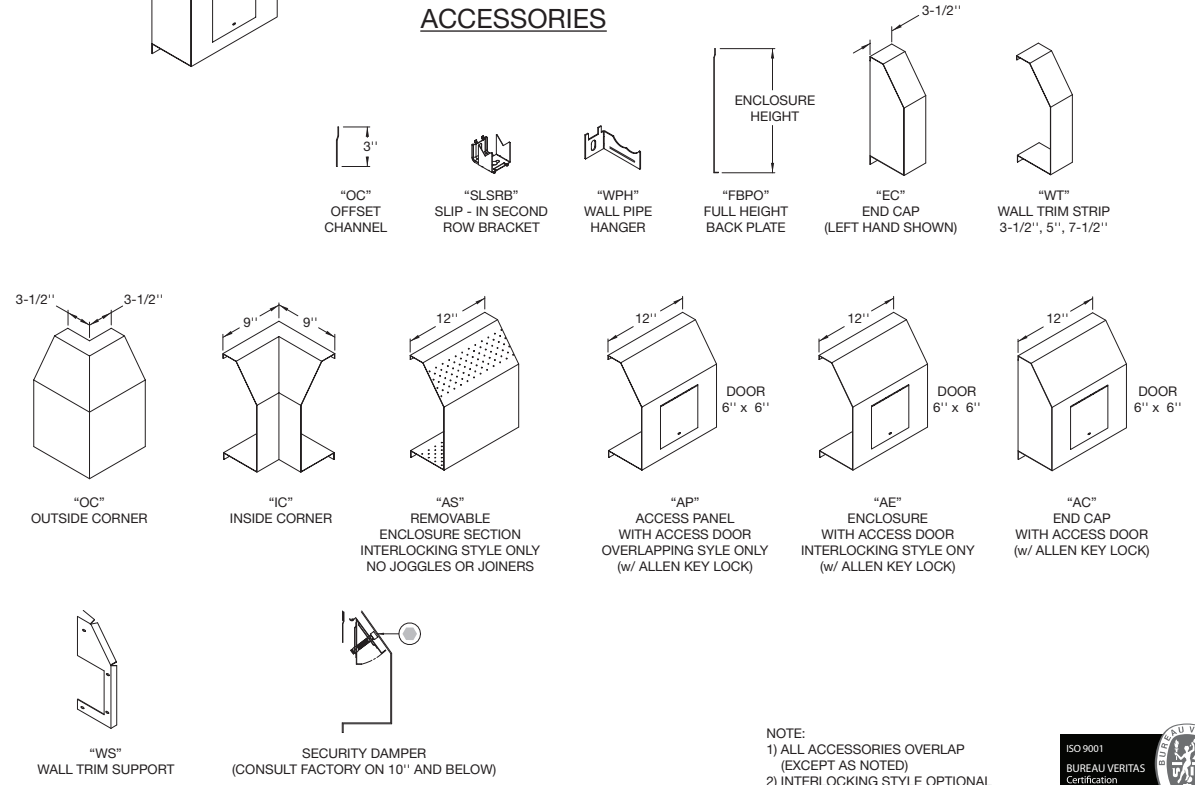


zehnder Rittling



ACCESSORIES



* CENTERLINES ARE BASED ON 1" COPPER TUBE

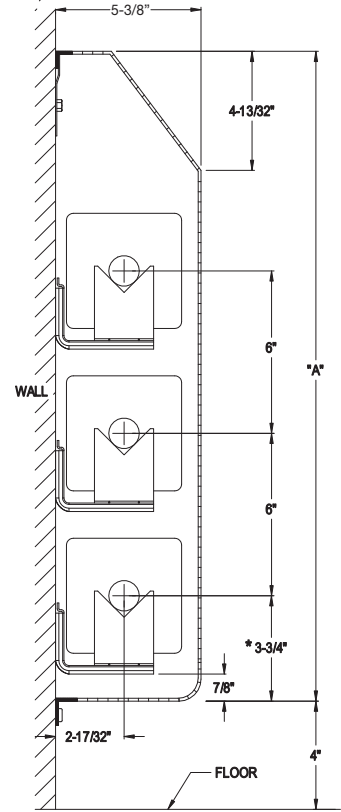
MODEL	PIPE SIZE		FIN SIZE	A	B
	STEEL	COPPER			
S-SP5	N/A	3/4", 1", 1-1/4"	2-3/4" x 4"	12	5-3/8"
	1", 1-1/4", 2"	3/4", 1", 1-1/4"	3-1/4" x 3-1/4"	18	
	1", 1-1/4", 2"	3/4", 1", 1-1/4"	4-1/4" x 4-1/4"	24	

NOTE:
 1) ALL ACCESSORIES OVERLAP (EXCEPT AS NOTED)
 2) INTERLOCKING STYLE OPTIONAL (EXCEPT AS NOTED)



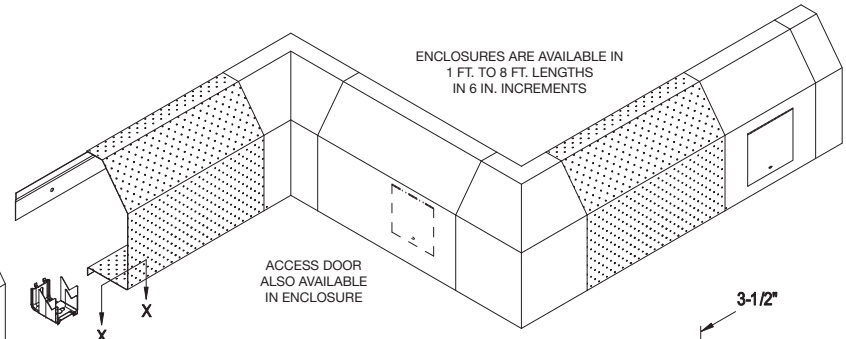
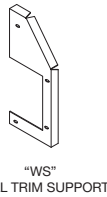
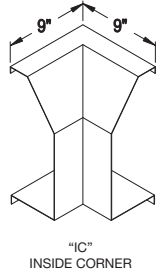
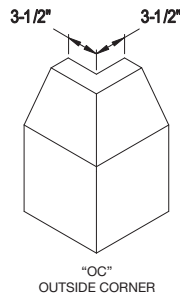
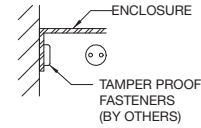
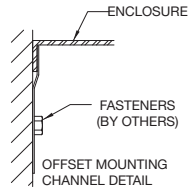
CONTRACTOR _____	ELEMENT _____	ZEHNDER RITTLING 100 RITTLING BLVD. • BUFFALO, NY USA 14220
ARCHITECT _____	RATING _____ BTU _____ A.W.T. _____ E.A.T. _____	JOB: _____
ENGINEER _____	BACKPLATE _____ FULL _____ PARTIAL _____	ENCLOSURE MODEL: S-SP5
REPRESENTATIVE _____	ENCL. GAUGE _____ MATERIAL _____	DATE: January 2011
LOCATION _____	COLOR _____ DAMPER _____	DWG.NO.: S-SP5

zehnder Rittling

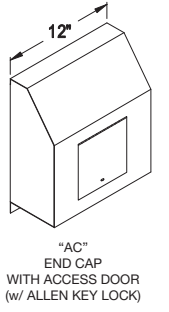
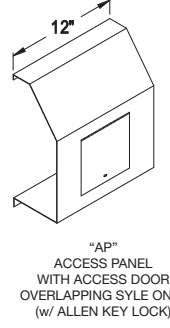
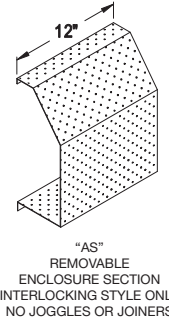
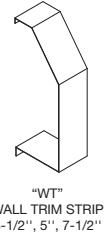
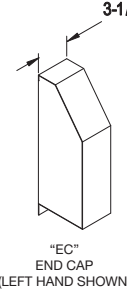
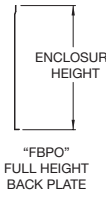
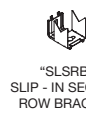


* CENTERLINES ARE BASED ON 1" COPPER TUBE

MODEL	PIPE SIZE		FIN SIZE	A
	STEEL	COPPER		
PS5	N/A	3/4", 1", 1-1/4"	2-3/4" x 4"	12
	1", 1-1/4", 2"	3/4", 1", 1-1/4"	3-1/4" x 3-1/4"	18
	1", 1-1/4", 2"	3/4", 1", 1-1/4"	4-1/4" x 4-1/4"	24



ACCESSORIES



NOTE:
1) ALL ACCESSORIES OVERLAP (EXCEPT AS NOTED)
2) INTERLOCKING STYLE OPTIONAL (EXCEPT AS NOTED)



CONTRACTOR _____ ELEMENT _____

ARCHITECT _____ RATING _____ BTU _____ A.W.T. _____ E.A.T. _____

ENGINEER _____ BACKPLATE _____ FULL _____ PARTIAL _____

REPRESENTATIVE _____ ENCL. GAUGE _____ MATERIAL _____

LOCATION _____ COLOR _____ DAMPER _____

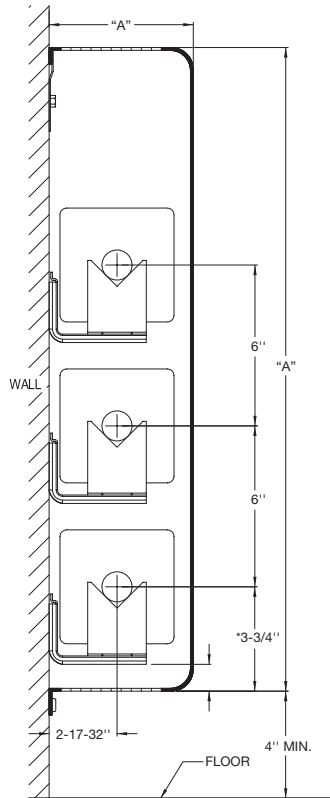
ZEHNDER RITTLING
100 RITTLING BLVD. • BUFFALO, NY USA 14220

JOB: _____

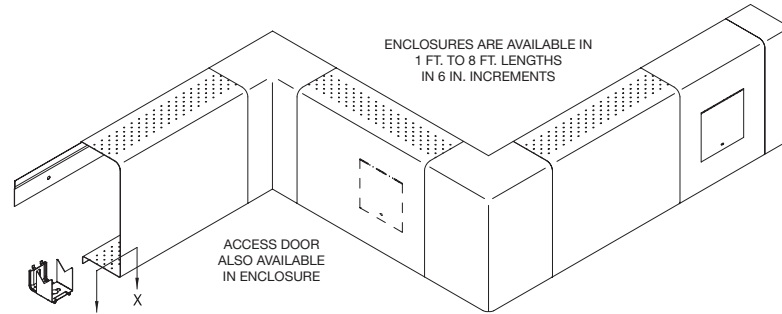
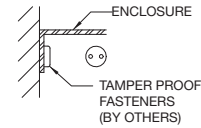
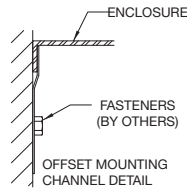
ENCLOSURE MODEL: **PS5**

DATE: **November 2015** | DWG.NO.: **PS5**

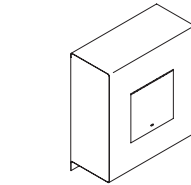
zehnder Rittling



* CENTERLINES ARE BASED ON 1" COPPER TUBE



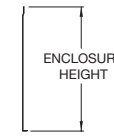
ACCESSORIES



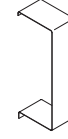
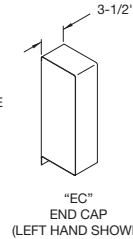
"SLSRB"
SLIP - IN SECOND
ROW BRACKET



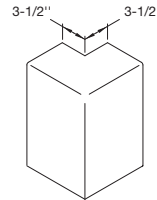
"WPH"
WALL PIPE
HANGER



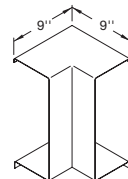
"FBPO"
FULL HEIGHT
BACK PLATE



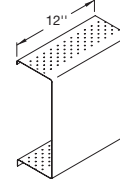
"WT"
WALL TRIM STRIP
3-1/2", 5", 7-1/2"



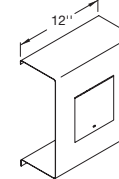
"OC"
OUTSIDE CORNER



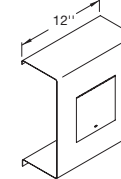
"IC"
INSIDE CORNER



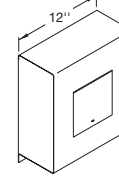
"AS"
REMOVABLE
ENCLOSURE SECTION
INTERLOCKING STYLE ONLY
NO JOGGLES OR JOINERS



"AP"
ACCESS PANEL
WITH ACCESS DOOR
OVERLAPPING STYLE ONLY
(w/ ALLEN KEY LOCK)



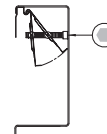
"AE"
ENCLOSURE
WITH ACCESS DOOR
INTERLOCKING STYLE ONLY
(w/ ALLEN KEY LOCK)



"AC"
END CAP
WITH ACCESS DOOR
(w/ ALLEN KEY LOCK)



"WS"
WALL TRIM SUPPORT



SECURITY DAMPER
(CONSULT FACTORY ON 10" AND BELOW)

NOTE:
1) ALL ACCESSORIES OVERLAP
(EXCEPT AS NOTED)
2) INTERLOCKING STYLE OPTIONAL
(EXCEPT AS NOTED)



MODEL	PIPE SIZE		FIN SIZE	A	B
	STEEL	COPPER			
S-TP5	N/A	3/4", 1", 1-1/4"	2-3/4" x 4"	12	5-3/8"
	1", 1-1/4", 2"	3/4", 1", 1-1/4"	3-1/4" x 3-1/4"	18	
	1", 1-1/4", 2"	3/4", 1", 1-1/4"	4-1/4" x 4-1/4"	24	

CONTRACTOR _____ ELEMENT _____

ARCHITECT _____ RATING _____ BTU _____ A.W.T. _____ E.A.T. _____

ENGINEER _____ BACKPLATE _____ FULL _____ PARTIAL _____

REPRESENTATIVE _____ ENCL. GAUGE _____ MATERIAL _____

LOCATION _____ COLOR _____ DAMPER _____

ZEHNDER RITTLING
100 RITTLING BLVD. • BUFFALO, NY USA 14220

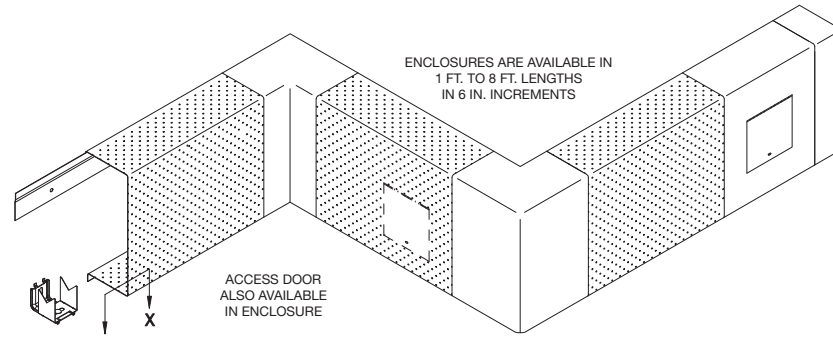
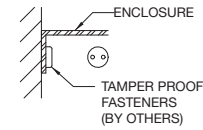
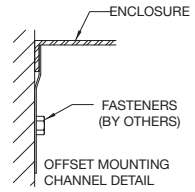
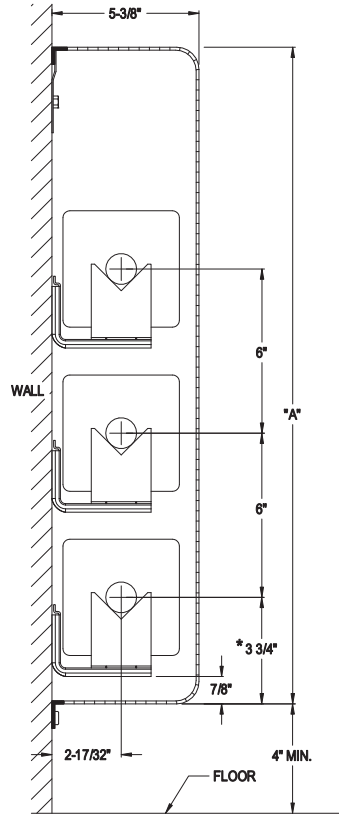
JOB:

ENCLOSURE MODEL: **S-TP5**

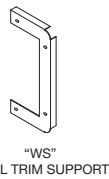
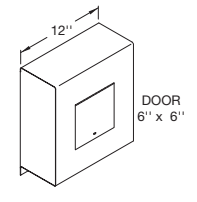
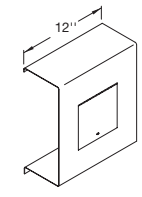
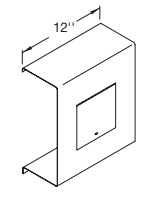
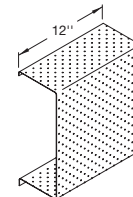
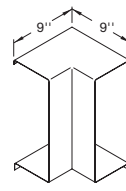
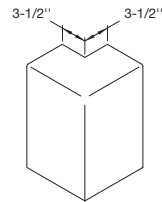
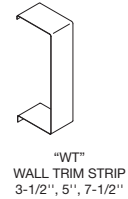
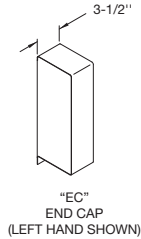
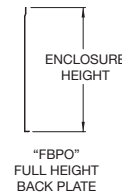
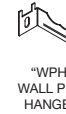
DATE: **January 2011**

DWG.NO.: **S-TP5**

zehnder Rittling



ACCESSORIES



NOTE:
1) ALL ACCESSORIES OVERLAP (EXCEPT AS NOTED)
2) INTERLOCKING STYLE OPTIONAL (EXCEPT AS NOTED)



* CENTERLINES ARE BASED ON 1" COPPER TUBE

MODEL	PIPE SIZE		FIN SIZE	A
	STEEL	COPPER		
PR5	N/A	3/4", 1", 1-1/4"	2-3/4" x 4"	12
	1", 1-1/4", 2"	3/4", 1", 1-1/4"	3-1/4" x 3-1/4"	18
	1", 1-1/4", 2"	3/4", 1", 1-1/4"	4-1/4" x 4-1/4"	24

CONTRACTOR _____ ELEMENT _____

ARCHITECT _____ RATING _____ BTU _____ A.W.T. _____ E.A.T. _____

ENGINEER _____ BACKPLATE _____ FULL _____ PARTIAL _____

REPRESENTATIVE _____ ENCL. GAUGE _____ MATERIAL _____

LOCATION _____ COLOR _____ DAMPER _____

ZEHNDER RITTLING
100 RITTLING BLVD. • BUFFALO, NY USA 14220

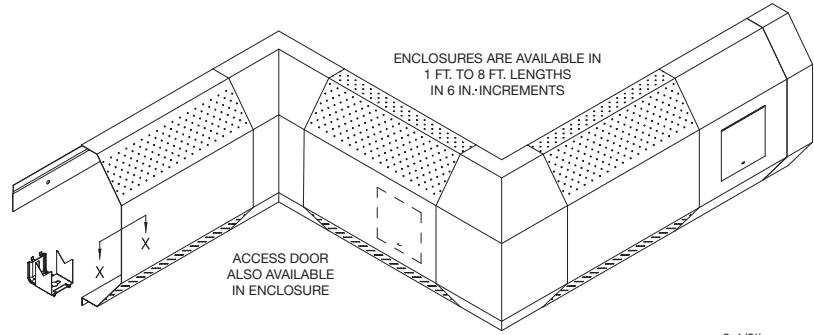
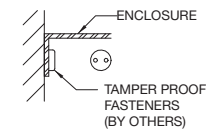
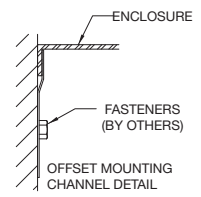
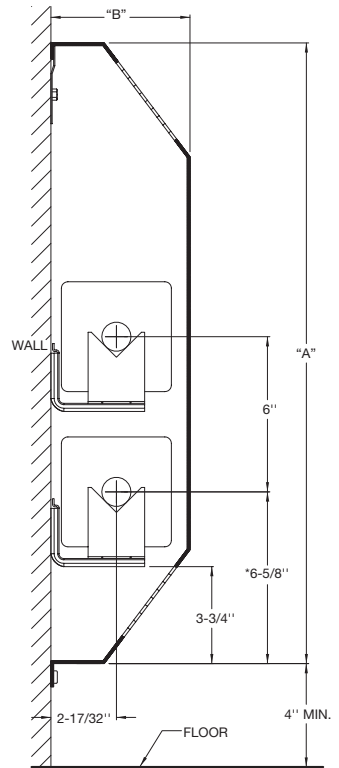
JOB:

ENCLOSURE MODEL: **PR5**

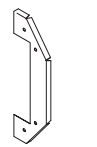
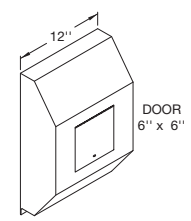
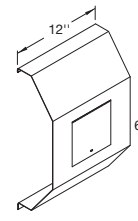
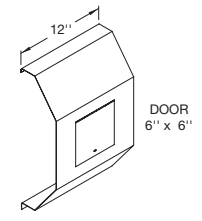
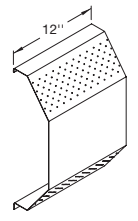
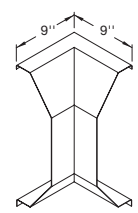
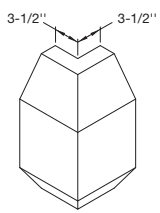
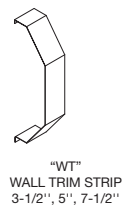
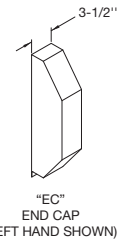
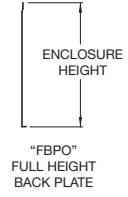
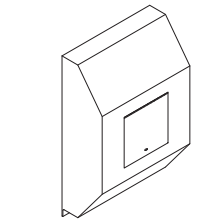
DATE: **November 2015**

DWG.NO.: **PR5**

zehnder Rittling



ACCESSORIES



MODEL	PIPE SIZE		FIN SIZE	A	B
	STEEL	COPPER			
S-RP5	N/A	3/4", 1", 1-1/4"	2-3/4" x 4"	12	5-3/8"
	1", 1-1/4", 2"	3/4", 1", 1-1/4"	3-1/4" x 3-1/4"	18	
	1", 1-1/4", 2"	3/4", 1", 1-1/4"	4-1/4" x 4-1/4"	24	

NOTE:
1) ALL ACCESSORIES OVERLAP (EXCEPT AS NOTED)
2) INTERLOCKING STYLE OPTIONAL (EXCEPT AS NOTED)



CONTRACTOR _____ ELEMENT _____

ARCHITECT _____ RATING _____ BTU _____ A.W.T. _____ E.A.T. _____

ENGINEER _____ BACKPLATE _____ FULL _____ PARTIAL _____

REPRESENTATIVE _____ ENCL. GAUGE _____ MATERIAL _____

LOCATION _____ COLOR _____ DAMPER _____

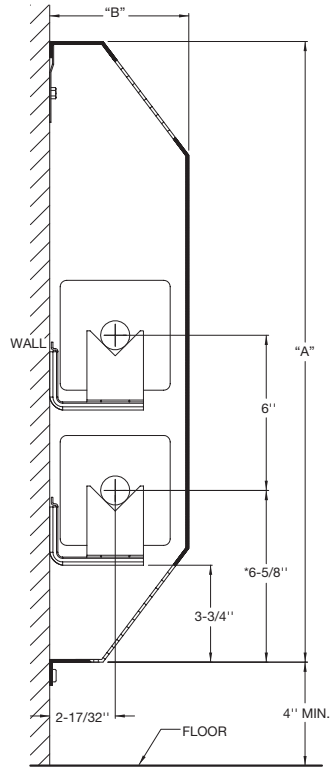
ZEHNDER RITTLING
100 RITTLING BLVD. • BUFFALO, NY USA 14220

JOB: _____

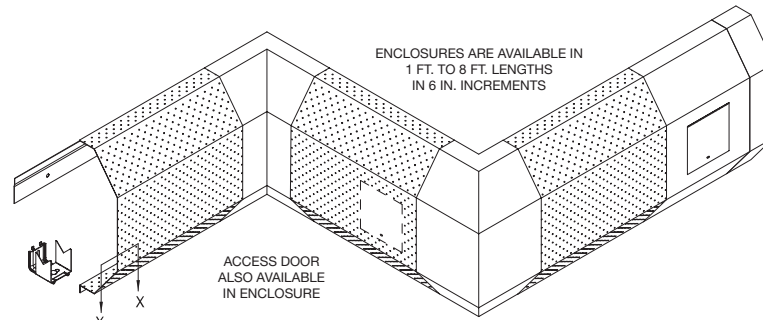
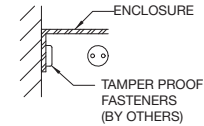
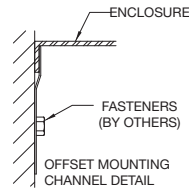
ENCLOSURE MODEL: **S-DSP5**

DATE: **January 2011** DWG.NO.: **S-DSP5**

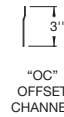
zehnder Rittling



* CENTERLINES ARE BASED ON 1" COPPER TUBE



ACCESSORIES



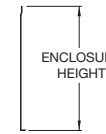
"OC" OFFSET CHANNEL



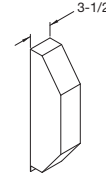
"SLSRB" SLIP - IN SECOND ROW BRACKET



"WPH" WALL PIPE HANGER



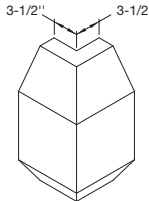
"FBPO" FULL HEIGHT BACK PLATE



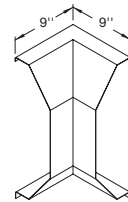
"EC" END CAP (LEFT HAND SHOWN)



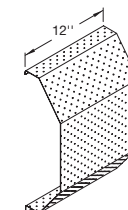
"WT" WALL TRIM STRIP 3-1/2", 5", 7-1/2"



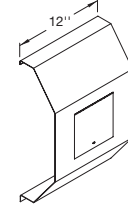
"OC" OUTSIDE CORNER



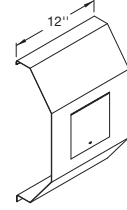
"IC" INSIDE CORNER



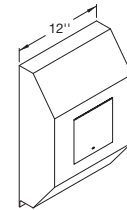
"AS" REMOVABLE ENCLOSURE SECTION INTERLOCKING STYLE ONLY NO JOGGLES OR JOINERS



"AP" ACCESS PANEL WITH ACCESS DOOR OVERLAPPING STYLE ONLY (w/ ALLEN KEY LOCK)



"AE" ENCLOSURE WITH ACCESS DOOR INTERLOCKING STYLE ONLY (w/ ALLEN KEY LOCK)



"AC" END CAP WITH ACCESS DOOR (w/ ALLEN KEY LOCK)



"WS" WALL TRIM SUPPORT

MODEL	PIPE SIZE		FIN SIZE	A	B
	STEEL	COPPER			
PDS5	N/A	3/4", 1", 1-1/4"	2-3/4" x 4"	12	5-3/8"
	1", 1-1/4", 2"	3/4", 1", 1-1/4"	3-1/4" x 3-1/4"	18	
	1", 1-1/4", 2"	3/4", 1", 1-1/4"	4-1/4" x 4-1/4"	24	

NOTE:
 1) ALL ACCESSORIES OVERLAP (EXCEPT AS NOTED)
 2) INTERLOCKING STYLE OPTIONAL (EXCEPT AS NOTED)



CONTRACTOR _____ ELEMENT _____

ARCHITECT _____ RATING _____ BTU _____ A.W.T. _____ E.A.T. _____

ENGINEER _____ BACKPLATE _____ FULL _____ PARTIAL _____

REPRESENTATIVE _____ ENCL. GAUGE _____ MATERIAL _____

LOCATION _____ COLOR _____ DAMPER _____

ZEHNDER RITTLING
 100 RITTLING BLVD. • BUFFALO, NY USA 14220

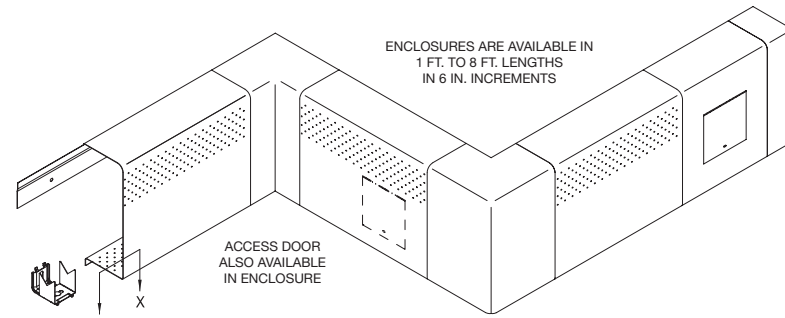
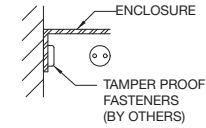
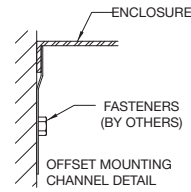
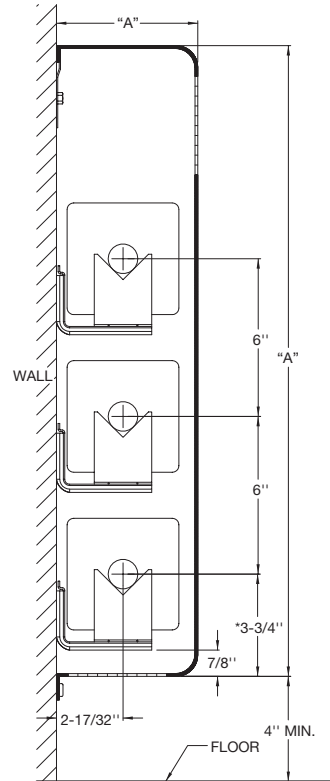
JOB:

ENCLOSURE MODEL: **PDS5**

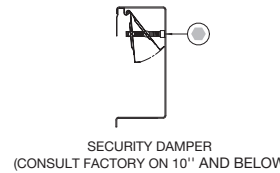
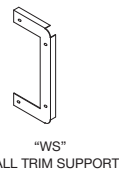
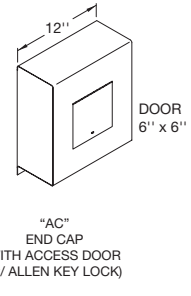
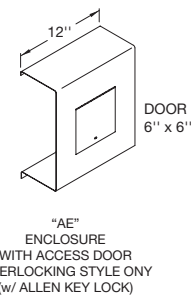
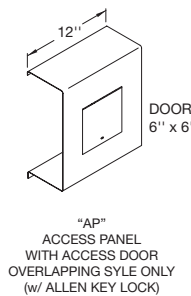
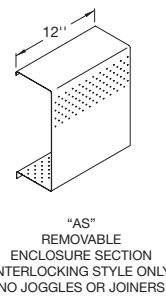
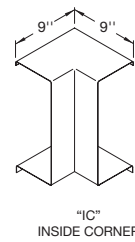
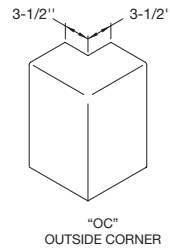
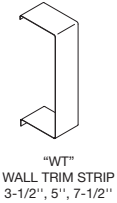
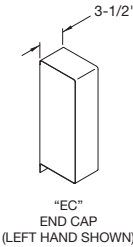
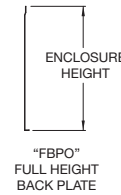
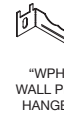
DATE: **January 2011**

DWG.NO.: **PDS5**

zehnder Rittling



ACCESSORIES



NOTE:
 1) ALL ACCESSORIES OVERLAP (EXCEPT AS NOTED)
 2) INTERLOCKING STYLE OPTIONAL (EXCEPT AS NOTED)



MODEL	PIPE SIZE		FIN SIZE	A	B
	STEEL	COPPER			
S-FP5	N/A	3/4", 1", 1-1/4"	2-3/4" x 4"	12	5-3/8"
	1", 1-1/4", 2"	3/4", 1", 1-1/4"	3-1/4" x 3-1/4"	18	
	1", 1-1/4", 2"	3/4", 1", 1-1/4"	4-1/4" x 4-1/4"	24	

CONTRACTOR _____ ELEMENT _____

ARCHITECT _____ RATING _____ BTU _____ A.W.T. _____ E.A.T. _____

ENGINEER _____ BACKPLATE _____ FULL _____ PARTIAL _____

REPRESENTATIVE _____ ENCL. GAUGE _____ MATERIAL _____

LOCATION _____ COLOR _____ DAMPER _____

ZEHNDER RITTLING
 100 RITTLING BLVD. • BUFFALO, NY USA 14220

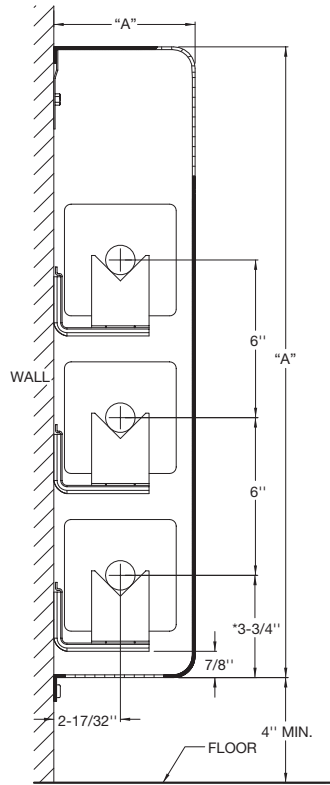
JOB:

ENCLOSURE MODEL: **S-FP5**

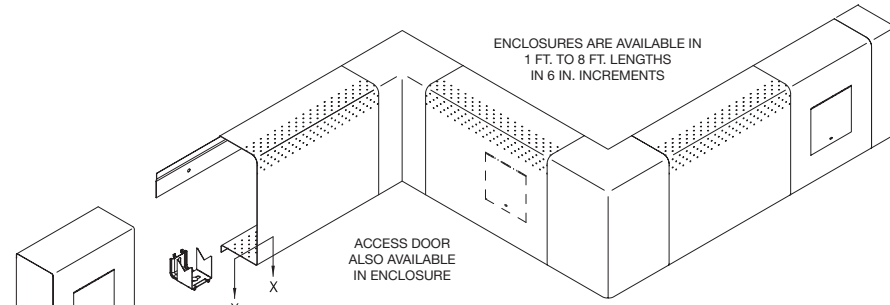
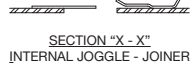
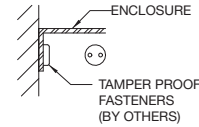
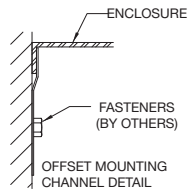
DATE: **January 2011**

DWG.NO.: **S-FP5**

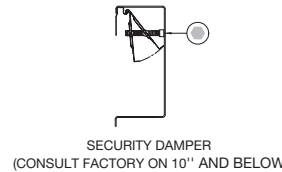
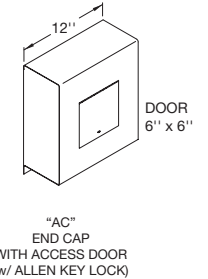
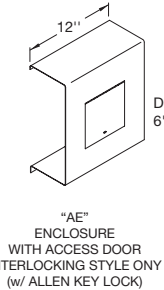
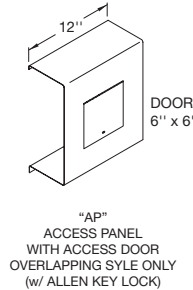
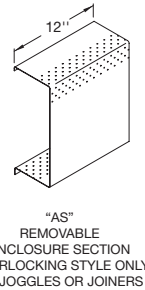
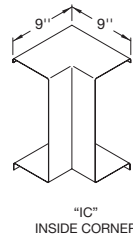
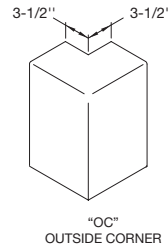
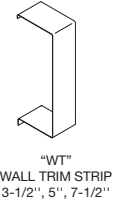
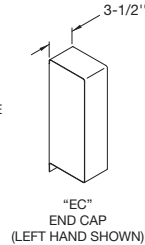
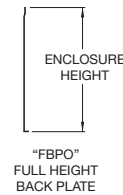
zehnder Rittling



* CENTERLINES ARE BASED ON 1" COPPER TUBE



ACCESSORIES



NOTE:
1) ALL ACCESSORIES OVERLAP (EXCEPT AS NOTED)
2) INTERLOCKING STYLE OPTIONAL (EXCEPT AS NOTED)



MODEL	PIPE SIZE		FIN SIZE	A	B
	STEEL	COPPER			
S-RP5	N/A	3/4", 1", 1-1/4"	2-3/4" x 4"	12	5-3/8"
	1", 1-1/4", 2"	3/4", 1", 1-1/4"	3-1/4" x 3-1/4"	18	
	1", 1-1/4", 2"	3/4", 1", 1-1/4"	4-1/4" x 4-1/4"	24	

CONTRACTOR _____ ELEMENT _____

ARCHITECT _____ RATING _____ BTU _____ A.W.T. _____ E.A.T. _____

ENGINEER _____ BACKPLATE _____ FULL _____ PARTIAL _____

REPRESENTATIVE _____ ENCL. GAUGE _____ MATERIAL _____

LOCATION _____ COLOR _____ DAMPER _____

ZEHNDER RITTLING
100 RITTLING BLVD. • BUFFALO, NY USA 14220

JOB:

ENCLOSURE MODEL: **S-RP5**

DATE: **January 2011**

DWG.NO.: **S-RP5**