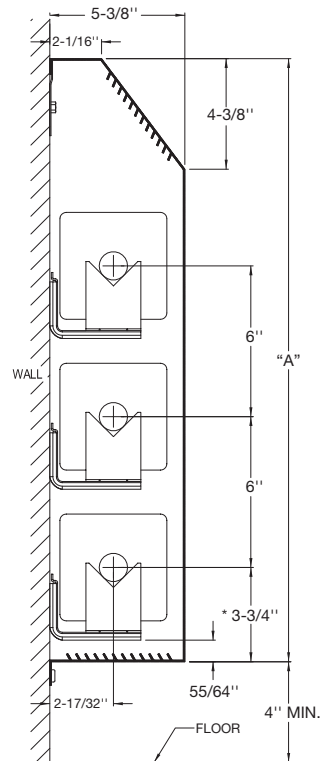
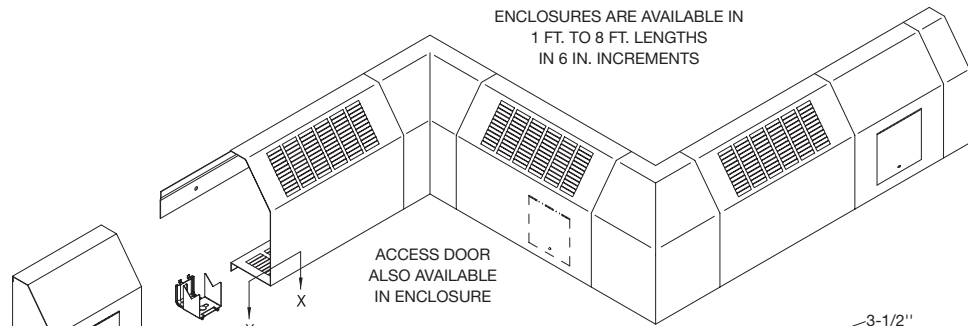
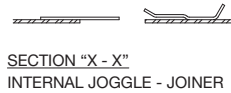
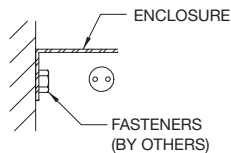
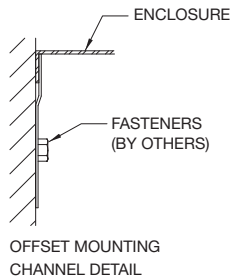


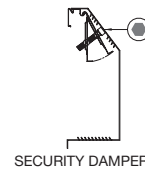
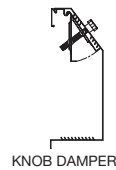
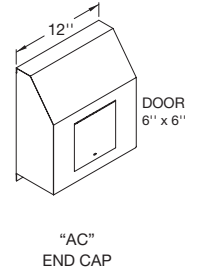
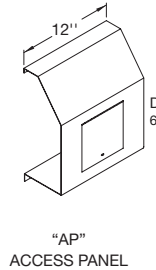
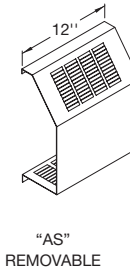
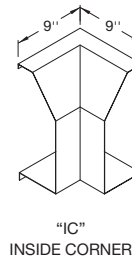
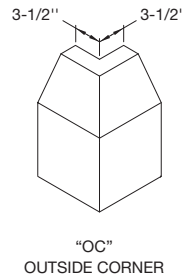
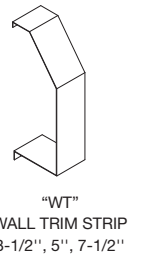
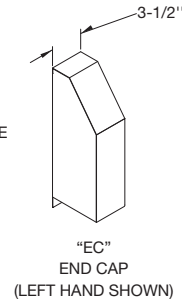
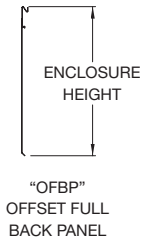
zehnder Rittling



* CENTERLINES BASED ON 1" COPPER TUBE



ACCESSORIES



NOTE:
1) ALL ACCESSORIES OVERLAP
(EXCEPT AS NOTED)
2) BUTT TYPE (INTERLOCKING) STYLE OPTIONAL
(EXCEPT AS NOTED)



MODEL	PIPE SIZE		FIN SIZE	A
	STEEL	COPPER		
S-SL	N/A	3/4", 1", 1-1/4"	2-3/4" x 4"	12"
	1", 1-1/4"	3/4", 1", 1-1/4"	3-1/4", x 3-1/4"	18"
	1", 1-1/4", 2"	3/4", 1", 1-1/4"	4-1/4" x 4-1/4"	24"

CONTRACTOR _____ ELEMENT _____

ARCHITECT _____ RATING _____ BTU _____ A.W.T. _____ E.A.T. _____

ENGINEER _____ BACKPLATE _____ FULL _____ PARTIAL _____

REPRESENTATIVE _____ ENCL. GAUGE _____ MATERIAL _____

LOCATION _____ COLOR _____ DAMPER _____

ZEHNDER RITTLING
100 RITTLING BLVD. • BUFFALO, NY USA 14220

JOB:

ENCLOSURE MODEL: **S-SL**

DATE: **January 2011**

DWG.NO.: **S-SL**