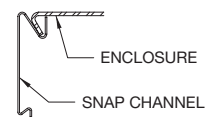
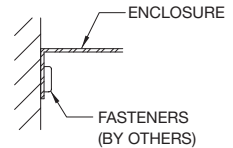


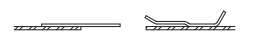
* CENTERLINES ARE BASED ON 1" COPPER TUBE



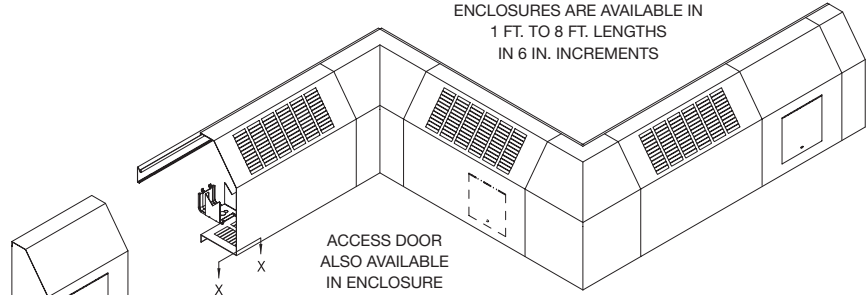
SNAP MOUNTING CHANNEL DETAIL



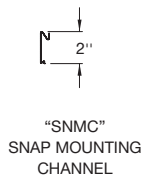
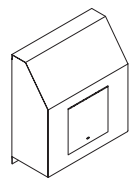
MOUNTING DETAIL OF ENCLOSURE BOTTOM



SECTION "X - X" INTERNAL JOGGLE - JOINER



ACCESSORIES



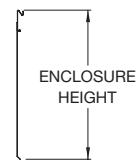
"SNMC" SNAP MOUNTING CHANNEL



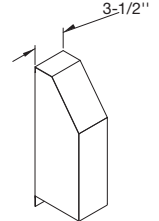
"SLSRB" SLIP - IN SECOND ROW BRACKET



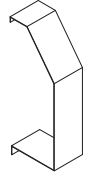
"WPH" WALL PIPE HANGER



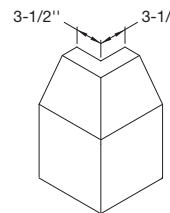
"SNFBP" SNAP FULL BACK PANEL



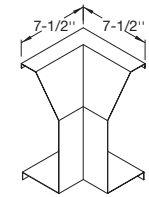
"EC" END CAP (LEFT HAND SHOWN)



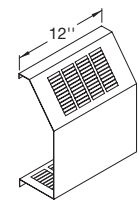
"WT" WALL TRIM STRIP 3-1/2", 5", 7-1/2"



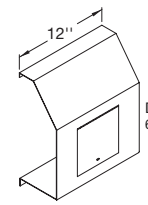
"OC" OUTSIDE CORNER



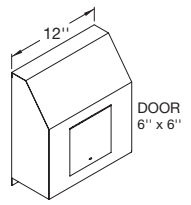
"IC" INSIDE CORNER



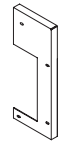
"AS" REMOVABLE ENCLOSURE SECTION BUTT TYPE STYLE ONLY NO JOGGLES OR JOINERS



"AP" ACCESS PANEL WITH ACCESS DOOR, (SECURITY LOCK OPT.)



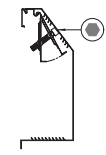
"AC" END CAP WITH ACCESS DOOR, LEFT SIDE SHOWN (SECURITY LOCK OPT.)



WALL TRIM SUPPORT



KNOB DAMPER



SECURITY DAMPER

NOTE:
1) ALL ACCESSORIES OVERLAP (EXCEPT AS NOTED)
2) BUTT TYPE (INTERLOCKING) STYLE OPTIONAL (EXCEPT AS NOTED)



MODEL	PIPE SIZE		FIN SIZE	A
	STEEL	COPPER		
FSHL3	N/A	3/4", 1", 1-1/4"	2-3/4" x 4"	11"
	1", 1-1/4"	3/4", 1", 1-1/4"	3-1/4" x 3-1/4"	14"

CONTRACTOR _____ ELEMENT _____

ARCHITECT _____ RATING _____ BTU _____ A.W.T. _____ E.A.T. _____

ENGINEER _____ BACKPLATE _____ FULL _____ PARTIAL _____

REPRESENTATIVE _____ ENCL. GAUGE _____ MATERIAL _____

LOCATION _____ COLOR _____ DAMPER _____

ZEHNDER RITTLING
100 RITTLING BLVD. • BUFFALO, NY USA 14220

JOB: _____

ENCLOSURE MODEL: **FSHL3**

DATE: **January 2011** DWG.NO.: **FSHL3**