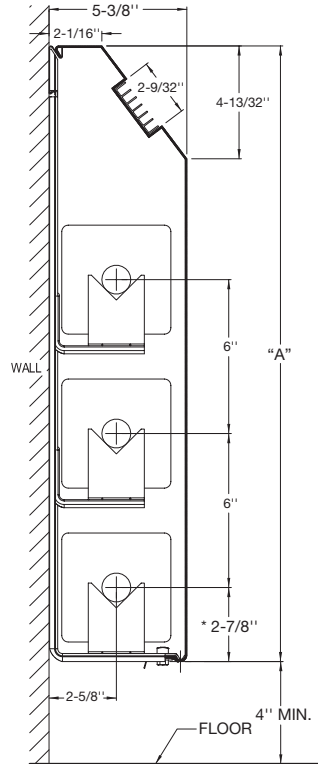
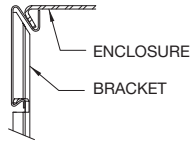


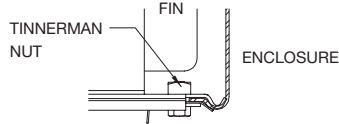
ENCLOSURES ARE AVAILABLE IN
1 FT. TO 8 FT. LENGTHS
IN 6 IN. INCREMENTS



* CENTERLINES BASED ON 1" COPPER TUBE



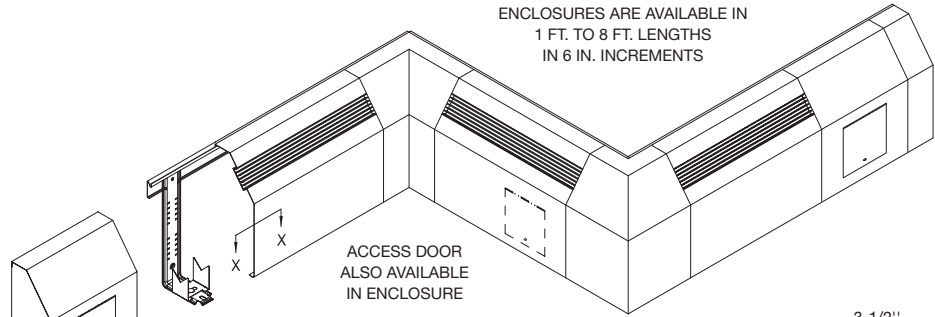
SNAP MOUNTING CHANNEL DETAIL



DETAIL OF ENCLOSURE BOTTOM MOUNTING CLIP

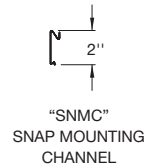


SECTION "X - X" INTERNAL JOGGLE - JOINER

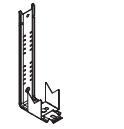


ACCESS DOOR ALSO AVAILABLE IN ENCLOSURE

ACCESSORIES



"SNMC" SNAP MOUNTING CHANNEL



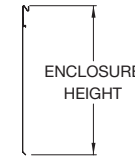
"SNEXP" SNAP ENCLOSURE EXPANSION BRACKET



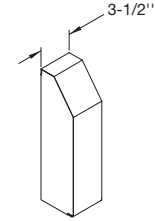
"SLSRB" SLIP - IN SECOND ROW BRACKET



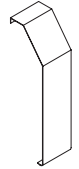
"SLPH" SLIP - IN PIPE HANGER



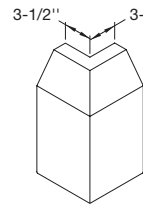
"SNFBP" SNAP FULL BACK PANEL



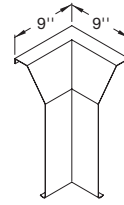
"EC" END CAP (LEFT HAND SHOWN)



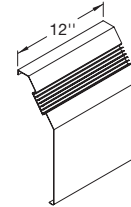
"WT" WALL TRIM STRIP 3-1/2", 5", 7-1/2"



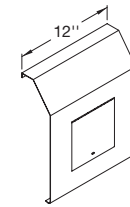
"OC" OUTSIDE CORNER



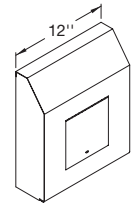
"IC" INSIDE CORNER



"AS" REMOVABLE ENCLOSURE SECTION BUTT TYPE STYLE ONLY NO JOGGLES OR JOINERS



"AP" ACCESS PANEL WITH ACCESS DOOR, (SECURITY LOCK OPT.)



"AC" END CAP WITH ACCESS DOOR, LEFT SIDE SHOWN (SECURITY LOCK OPT.)



"WS" WALL TRIM SUPPORT

MODEL	PIPE SIZE		FIN SIZE	A
	STEEL	COPPER		
SBG5	N/A	3/4", 1", 1-1/4"	2-3/4" x 4"	14
	1", 1-1/4"	3/4", 1", 1-1/4"	3-1/4", x 3-1/4"	20
	1", 1-1/4", 2"	3/4", 1", 1-1/4"	4-1/4" x 4-1/4"	24

NOTE:
1) ALL ACCESSORIES OVERLAP (EXCEPT AS NOTED)
2) BUTT TYPE (INTERLOCKING) STYLE OPTIONAL (EXCEPT AS NOTED)



CONTRACTOR _____ ELEMENT _____
 ARCHITECT _____ RATING _____ BTU _____ A.W.T. _____ E.A.T. _____
 ENGINEER _____ BACKPLATE _____ FULL _____ PARTIAL _____
 REPRESENTATIVE _____ ENCL. GAUGE _____ MATERIAL _____
 LOCATION _____ COLOR _____ DAMPER _____

ZEHNDER RITTLING
100 RITTLING BLVD. • BUFFALO, NY USA 14220

JOB:

ENCLOSURE MODEL: **SBG5**

DATE: **January 2011**

DWG.NO.: **SBG5**