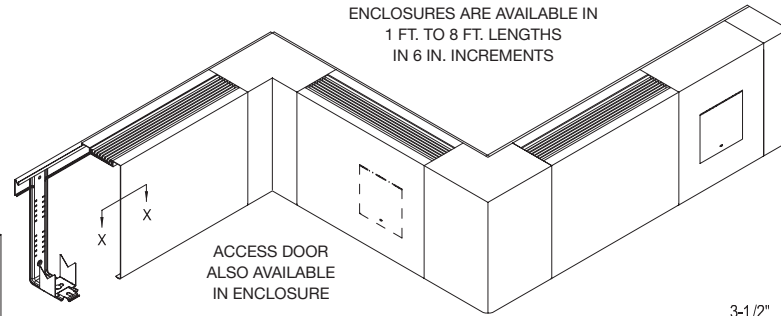
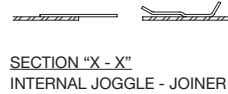
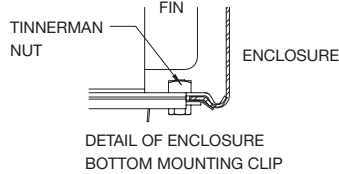
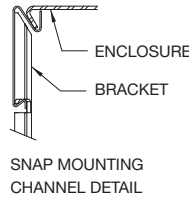
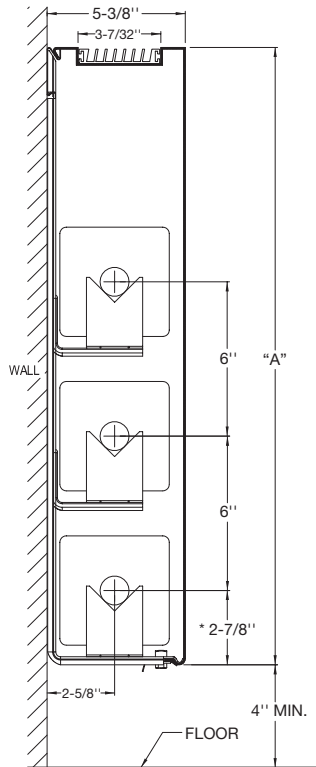


ENCLOSURES ARE AVAILABLE IN
1 FT. TO 8 FT. LENGTHS
IN 6 IN. INCREMENTS



ACCESSORIES

"SNMC" SNAP MOUNTING CHANNEL
"SNEXP" SNAP ENCLOSURE EXPANSION BRACKET
"SLSRB" SLIP - IN SECOND ROW BRACKET
"SLPH" SLIP - IN PIPE HANGER
"SNFBP" SNAP FULL BACK PANEL
"EC" END CAP (LEFT HAND SHOWN)
"WT" WALL TRIM STRIP 3-1/2", 5", 7-1/2"
"OC" OUTSIDE CORNER
"IC" INSIDE CORNER
"AS" REMOVABLE ENCLOSURE SECTION BUTT TYPE STYLE ONLY NO JOGGLES OR JOINERS
"AP" ACCESS PANEL WITH ACCESS DOOR, (SECURITY LOCK OPT.)
"AC" END CAP WITH ACCESS DOOR, LEFT SIDE SHOWN (SECURITY LOCK OPT.)
"WS" WALL TRIM SUPPORT
KNOB DAMPER
SLIDE DAMPER

NOTE:
1) ALL ACCESSORIES OVERLAP (EXCEPT AS NOTED)
2) BUTT TYPE (INTERLOCKING) STYLE OPTIONAL (EXCEPT AS NOTED)



MODEL	PIPE SIZE		FIN SIZE	A
	STEEL	COPPER		
IBG5	N/A	3/4", 1", 1-1/4"	2-3/4" x 4"	14"
	1", 1-1/4"	3/4", 1", 1-1/4"	3-1/4", x 3-1/4"	20"
	1", 1-1/4", 2"	3/4", 1", 1-1/4"	4-1/4" x 4-1/4"	24"

CONTRACTOR _____	ELEMENT _____	ZEHNDER RITTLING 100 RITTLING BLVD. • BUFFALO, NY USA 14220
ARCHITECT _____	RATING _____ BTU _____ A.W.T. _____ E.A.T. _____	JOB: _____
ENGINEER _____	BACKPLATE _____ FULL _____ PARTIAL _____	ENCLOSURE MODEL: IBG5
REPRESENTATIVE _____	ENCL. GAUGE _____ MATERIAL _____	DATE: January 2011
LOCATION _____	COLOR _____ DAMPER _____	DWG.NO.: IBG5