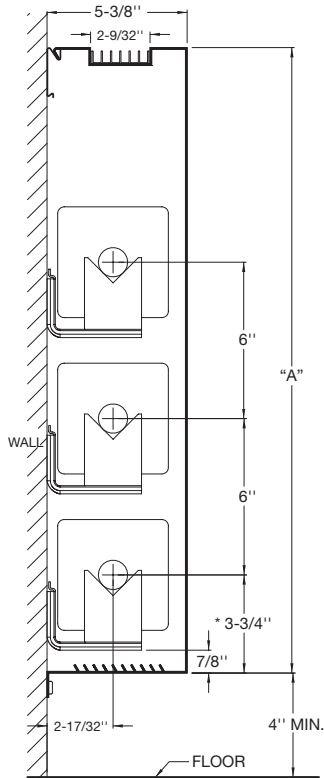


zehnder

Rittling

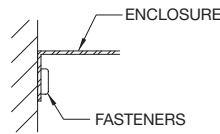
ENCLOSURES ARE AVAILABLE IN
1 FT. TO 8 FT. LENGTHS
IN 6 IN. INCREMENTS



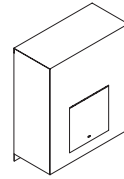
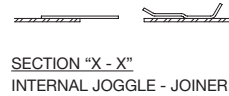
* CENTERLINES BASED ON 1" COPPER TUBE



SNAP MOUNTING
CHANNEL DETAIL

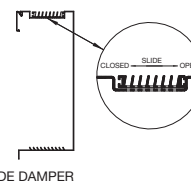
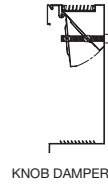
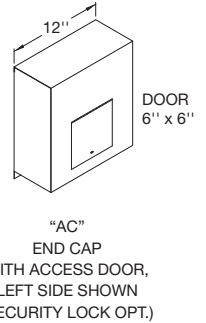
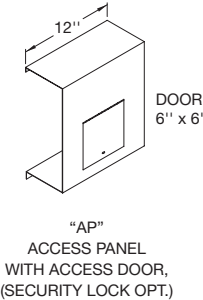
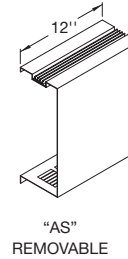
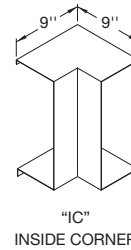
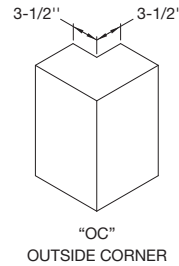
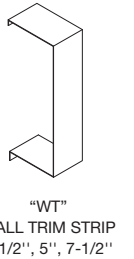
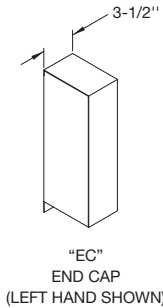
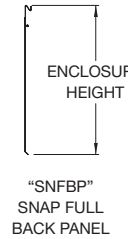
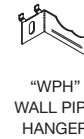
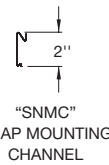


MOUNTING DETAIL OF
ENCLOSURE BOTTOM



ACCESS DOOR
ALSO AVAILABLE
IN ENCLOSURE

ACCESSORIES



NOTE:
1) ALL ACCESSORIES OVERLAP
(EXCEPT AS NOTED)
2) BUTT TYPE (INTERLOCKING) STYLE OPTIONAL
(EXCEPT AS NOTED)



MODEL	PIPE SIZE		FIN SIZE	A
	STEEL	COPPER		
BGHL5	N/A	3/4", 1", 1-1/4"	2-3/4" x 4"	14"
	1", 1-1/4"	3/4", 1", 1-1/4"	3-1/4", x 3-1/4"	20"
	1", 1-1/4", 2"	3/4", 1", 1-1/4"	4-1/4" x 4-1/4"	24"

CONTRACTOR _____ ELEMENT _____

ARCHITECT _____ RATING _____ BTU _____ A.W.T. _____ E.A.T. _____

ENGINEER _____ BACKPLATE _____ FULL _____ PARTIAL _____

REPRESENTATIVE _____ ENCL. GAUGE _____ MATERIAL _____

LOCATION _____ COLOR _____ DAMPER _____

ZEHNDER RITTLING
100 RITTLING BLVD. • BUFFALO, NY USA 14220

JOB:

ENCLOSURE MODEL: **BGHL5**

DATE: **January 2011**

DWG.NO.: **BGHL5**