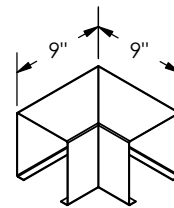
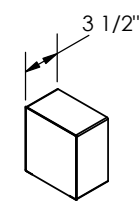


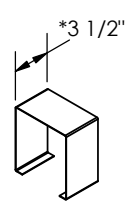
"OC"
OUTSIDE CORNER




"IC"
INSIDE CORNER



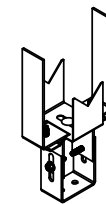
"EC"
END CAP
(LEFT HAND SHOWN)



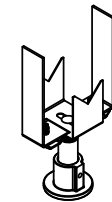
"WT"
WALL TRIP STRIP
*3-1/2", 5", 7-1/2"



SECTION X-X
INTERNAL JOGGLE-JOINER



"PED - ADJ"
PEDESTAL 506 1 ROW
ADJUSTABLE BRACKET



"PED - ALU"
PEDESTAL 506 1 ROW
ALUM FLANGE BRACKET

*CENTERLINES BASED ON 1" COPPER TUBE
4-1/4" SQ FIN SHOWN

NOTE:
1) ALL ACCESSORIES OVERLAP

CONTRACTOR _____	ELEMENT _____
ARCHITECT _____	RATING _____ B.T.U. _____ A.W.T. _____ E.A.T.
ENGINEER _____	BACKPLATE _____ FULL _____ PARTIAL _____
REPRESENTATIVE _____	ENCL. GAUGE _____ MATERIAL _____
LOCATION _____	COLOR _____ DAMPER _____

zehnder

**BUFFALO,
NEW YORK 14220**

MODEL: ETL506	MATERIAL:
JOB:	REVISION: -
DWG. NO.	DWN BY:
	DATE: